

# Coarse Wavelength Division Multiplexer – CWDM

## > add & drop, 2 channels



### Features

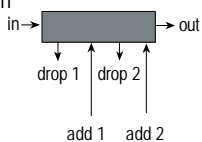
- Device functions as add and drop unit for two CWDM channels
- Micro-hybrid design in a sealed metal housing
- Epoxy-free optical path
- RoHS compliant per EU Directive 2002/95/EC
- Tested in accordance with Telcordia GR-1209/1221, central office

### Applications

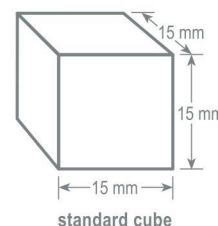
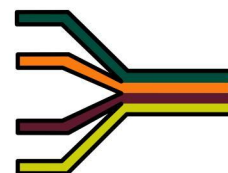
- Metro Core, Metro Access, Metro Enterprise, Cable TV, 3G Telephony (UMTS), Datacomm, WAN, RFTS
- Analog and digital transmission systems

### Specifications

Parameters	Coarse Wavelength Division Multiplexer – add & drop (all values refer to single mode)		
Channels	2 add & 2 drop channel		
Center Wavelength [nm]	choice of 2 wavelength within <u>one</u> band		
Band 1 (red band)	1471 / 1491 / 1511 / 1531 / 1551 / 1571 / 1591 / 1611		
Band 2 (blue band)	1271 / 1291 / 1311 / 1331 / 1351 / 1371 / 1391 / 1411 / 1431 / 1451		
	other wavelength upon request; please contact CUBO		
Optical Bandwidth	> 13 nm		
Insertion Loss *	in -> out	< 1.7 dB	
	in -> drop, add -> out	< 1.9 dB	
Isolation	adjacent channel at drop port	> 30 dB	standard version
	non-adj. channel at drop port	> 40 dB	
	add channel at drop port	> 50 dB	
	drop channel at out port	> 27 dB	
	Isolation Spectral Range Band 1 (red)	1460-1620 nm	
	Isolation Spectral Range Band 2 (blue)	1260-1460 nm	
Return Loss *	> 45 dB (50 dB typ.)		
Directivity	> 50 dB		
Polarization Dependent Loss	< 0.2 dB		
Max. optical power	250 mW		
Operating Temperature	0°C to 70°C (-40°C to 85°C on request)		
Storage Temperature	-40°C to 85°C (when removed from plastic package)		
Package Dimensions	19 x 15.5 x 9 mm <sup>3</sup>		



Our COLOR-Cubes bring color into play.



standard cube

All information contained herein is believed to be accurate and is subject to change without notice. No responsibility is assumed for its use. Cube Optics AG, its subsidiaries and affiliates, or manufacturer, reserve the right to make changes without notice, to product design, product components and product manufacturing methods. Some specific combinations of options may not be available. Please contact Cube Optics AG for more information.

\* With passband, valid over full temperature range and at all states of polarization but without connector losses.

Additional components according to your specifications on request! Please contact Cube Optics for further details.

## Ordering Information

Indicate your requirements by selecting one option from each configuration table. Please write the corresponding codes in the available boxes to form your part number. For more information on this or other products and their availability, please contact Cube Optics AG at +49-6131-69851-0 or via e.mail at sales@cubeoptics.com, or visit our website at www.cubeoptics.com.

Ordering example: CA-2-C-D-0-S-02-2-B-15

CA -  -  -  -  -  - 0  2 -  -  -

no. of channels	code	optional features	code	Fiber length	code	Connector in/out*	code
2 add & drop	2	None	0	0.5 m	A	none	0
		High isolation	H	1 m	B	SC/PC	1
				0.3 m	T	FC/PC	2
				0.35 m	U	SC/APC**	3
				0.4 m	V	FC/APC**	4
						LC/PC	5
						MU/PC	6
						E2000	7
						E2000/HRL**	8
						ST/PC	9

Center wavelength of add & drop channel	code	Center wavelength of add & drop channel	code	housing	code
1611 nm	A	1611 nm	A	Standard add & drop	S
1591 nm	B	1591 nm	B		
1571 nm	C	1571 nm	C		
1551 nm	D	1551 nm	D		
1531 nm	E	1531 nm	E		
1511 nm	F	1511 nm	F		
1491 nm	G	1491 nm	G		
1471 nm	H	1471 nm	H		
1451 nm	I	1451 nm	I		
1431 nm	J	1431 nm	J		
1411 nm	K	1411 nm	K		
1391 nm	L	1391 nm	L		
1371 nm	M	1371 nm	M		
1351 nm	N	1351 nm	N		
1331 nm	O	1331 nm	O		
1311 nm	P	1311 nm	P		
1291 nm	Q	1291 nm	Q		
1271 nm	R	1271 nm	R		

fiber type an packaging	code
Corning SMF-28™ (9,125,250 μm) 900 μm loose tube	1
Corning SMF-28™ (9,125,250 μm) 250 μm coating	2
Multi mode fiber GI (50,125,250 μm) 900 μm loose tube	3
Multi mode fiber GI (50,125,250 μm) 250μm coating	4

connectors only available in combination with loose tube fiber protection \* device regarded as demultiplexer \*\* 8° angular polishing

Further configuration on request!

## Standard Add & Drop housing

